

STEP-BY-STEP GUIDE TO STUDENTS' ACCOUNT AUTHENTICATION

Step #1: Go to muele.mak.ac.ug and Click on the button “MAK AUTH SSO”

Makerere University E-Learning Environment

Your session has timed out. Please log In again.

Username

Password

Remember username

Log in

Forgotten your username or password?

Cookies must be enabled in your browser

Log in using your account on:

MAK AUTH SSO

STEP #1

Step #2: Provide Your university email address and Webmail password as show in the screenshot

Step #2

MAK AUTH
Single Sign On

Mak Webmail

gilbert.nsanzimana@students.mak.ac.i

Webmail Password

.....

Don't Remember Login

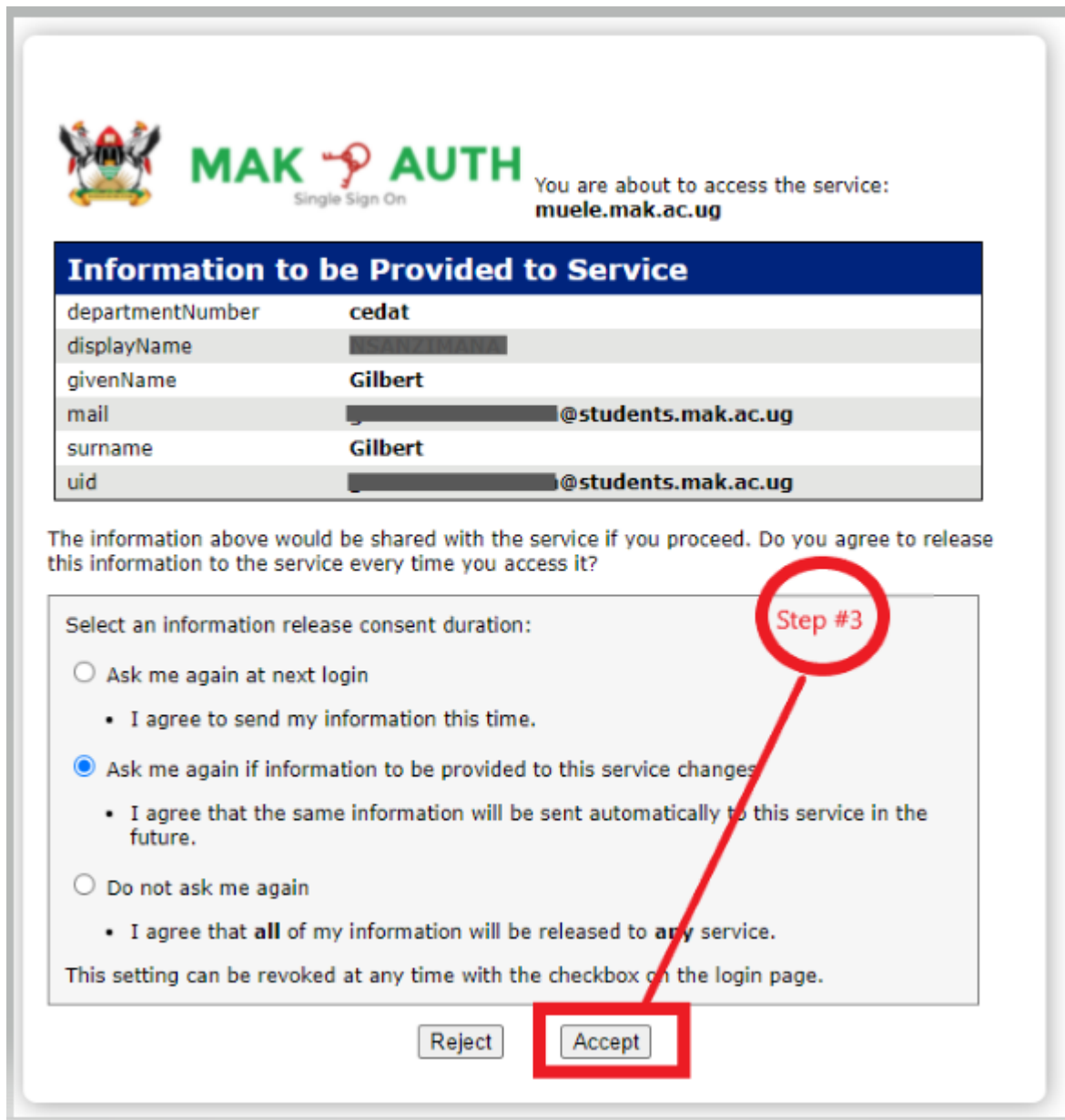
Clear prior granting of permission for release of your information to this service.


Login

> Forgot your password?

> Need Help?

Step #3: Confirm that the information provided is all correct and click the “Accept” button



 You are about to access the service:
muele.mak.ac.ug

Information to be Provided to Service	
departmentNumber	cedat
displayName	[REDACTED]
givenName	Gilbert
mail	[REDACTED]@students.mak.ac.ug
surname	Gilbert
uid	[REDACTED]@students.mak.ac.ug

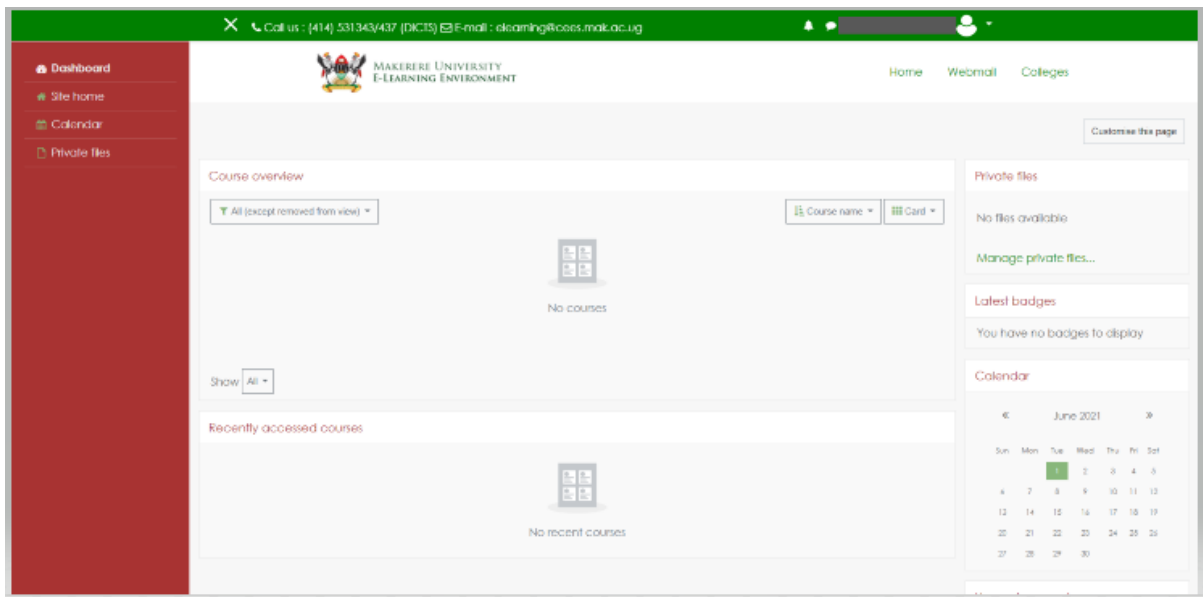
The information above would be shared with the service if you proceed. Do you agree to release this information to the service every time you access it?

Select an information release consent duration:

- Ask me again at next login
 - I agree to send my information this time.
- Ask me again if information to be provided to this service changes
 - I agree that the same information will be sent automatically to this service in the future.
- Do not ask me again
 - I agree that **all** of my information will be released to **any** service.

This setting can be revoked at any time with the checkbox on the login page.

After the Accepting, you should now be logged in to your MUELE account.



END